













# Men's NDP Finals

## Friday 1st November 2013, Birmingham

### Level 5: Final Individual Positions

No	Name	Team							PPP	TOTAL	POS
515	Isaac Pollard	Yorkshire	9.000	9.150	8.950	9.600	9.600	9.500	9.850	<b>65.650</b>	1
503	Lorenzo Carrozzo	South East	9.550	9.400	9.000	9.450	9.100	8.800	9.450	<b>64.750</b>	2
516	Morgan Girvin	Yorkshire	9.600	9.200	8.500	9.750	9.200	9.100	9.250	<b>64.600</b>	3
518	Daniel Stone	South West	9.550	9.300	8.800	9.450	8.800	8.950	9.350	<b>64.200</b>	4
505	Jake Unsworth	North West	9.200	8.200	8.050	9.600	9.050	8.700	9.050	<b>61.850</b>	5
523	Luke Apata	London	8.850	8.900	8.300	9.350	8.700	8.700	8.800	<b>61.600</b>	6
500	Rafe Brooks	South East	6.700	9.550	8.850	9.650	8.500	9.200	8.700	<b>61.150</b>	7
512	Callum Barber	East	8.950	8.150	7.900	9.450	8.450	8.400	9.000	<b>60.300</b>	8
517	Alexander Weeks	South West	8.700	9.000	8.300	9.700	7.200	9.100	7.800	59.800	9
514	Arthur Hardman	East	9.800	8.700	7.700	9.450	7.750	7.100	9.250	59.750	10
513	Harry O'Driscoll	East	9.300	8.300	6.850	9.250	9.000	8.250	8.300	59.250	11
525	Thomas Hassell	London	7.600	9.350	7.550	9.300	8.850	7.700	8.150	58.500	12
520	Cameron Sinden	South West	9.100	9.050	7.600	9.500	8.400	7.800	6.600	58.050	13
501	Archie Baker	South East	8.050	7.500	8.350	9.600	8.450	8.250	7.550	57.750	14 =
521	Liam Tanner	Wales	7.950	8.250	7.600	9.250	7.400	7.750	9.550	57.750	14 =
507	Harrison Daly	North West	8.950	6.900	7.350	9.300	7.000	8.250	8.900	56.650	16
524	Frankie Connolly	London	6.300	9.200	7.250	9.400	7.950	7.650	8.850	56.600	17
519	Joshua Pelling	South West	7.900	9.050	6.100	9.650	8.350	7.850	7.500	56.400	18
502	Patrick Smith	South East	8.050	7.200	8.000	9.300	6.000	8.300	8.750	55.600	19
511	Jack Humphray	South	8.050	6.300	7.450	9.500	8.300	7.750	7.100	54.450	20
510	Cameron Aird	South	7.250	7.650	8.200	9.600	5.400	7.050	7.150	52.300	21
506	Max Robertson	North West	7.550	7.200	7.400	8.900	6.900	7.550	6.700	52.200	22
522	Michael Oneill	London	6.300	8.900	6.300	9.250	7.450	7.250	6.700	52.150	23
508	Daniel Bailey	East Midlands	8.650	8.450	7.350	9.250	6.850	5.050	6.150	51.750	24
504	Adam Norris	North West	9.500	7.500	0.000	9.350	4.000	8.250	7.050	45.650	25
509	Finn Southwell	East Midlands	5.300	2.000	5.300	9.250	1.750	4.250	7.450	35.300	26

### Level 5: Final Team Scores

POS	Team							PPP	TOTAL
1	South East	25.650	26.450	26.200	28.700	26.050	26.300	26.900	186.250
2	South West	27.350	27.400	24.700	28.850	25.550	25.900	24.650	184.400
3	East	28.050	25.150	22.450	28.150	25.200	23.750	26.550	179.300
4	London	22.750	27.450	23.100	28.050	25.500	24.050	25.800	176.700
5	North West	27.650	22.900	22.800	28.250	22.950	25.200	25.000	174.750